



# Kid's Kaleidoscope

Country of the Month

## Venezuela

South America



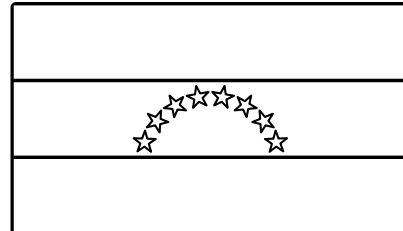
### CONVERSATION CENTRAL

Have you ever been to summer camp?  
What is the best part of summer or  
summer camp for you?

In our story, kids from Venezuela's Primero  
District went to a camp called COMI in  
Spanish. What does COMI mean in English?  
What do you think the kids learned about  
while they were there?

Attending a COMI sounds like alot of fun.  
What do you think would be the most fun if  
you had the opportunity to learn about  
missions and missionaries at a camp?

### COLOR THE FLAG




The horizontal stripes are yellow, blue, and  
red, with an arc of eight white stars in the  
center. The stars represent the provinces  
that make up Venezuela. The yellow stripe  
represents the sunshine. The blue represents  
the Caribbean Sea, and the red represents  
the sacrifice in the battle for independence.  
Independence Day in Venezuela is July 5, 1811.

### TIME TUNNEL

In our story, a girl who participated in  
the COMI saw herself as a missionary  
in the future when she passed  
through the "time tunnel of mirrors".  
Now, you have the chance to pass  
through the time tunnel! Use the  
mirror to draw your future self.

- What do you think you will be  
when you grow up?
- Is God speaking to you about  
this?
- How do you think God wants to  
use you to share about Him with  
others?

As you draw, think about what you  
would need to do to become the  
person you are drawing, and ask God  
to help you. Then, share this with  
someone you trust, and ask them to  
pray with you about all you have  
shared and drawn.



# KALEIDOSCOPE PAGE

In Venezuela, there is a Nazarene Campground called Jiraquito. It is located on the top of a mountain. It is a beautiful place with tall trees and fresh air. Since you are on top of a mountain, sometimes in the early morning you can look over the mountain and see the clouds below you. It is a very special place where many people have heard God calling them to serve him as pastors, teachers, and missionaries.

Each year, Nazarenes and others from all over the country travel to this place for camp. Everyone is invited. This is a wonderful time of meeting new people from all over Venezuela. You see old friends and meet new friends. You spend time learning about God, playing fun games, doing crazy activities, and worshipping together.

Camp can have a special theme like COMI which has a focus on missions. It can also be for a certain age group, like teen camp, kids camp, or family camp. No matter what type of camp you attend or who you attend it with, it is a special time of meeting new people and learning new things. Many times, it is a place where people have a true encounter or experience with God.

The kaleidoscope below has some things you might see when you are at camp, especially if you travel to a camp in the mountains like Camp Jiraquito in Venezuela. There is also a journal, a place to write down your camp experiences. Color the kaleidoscope, and write in the journal some things you have learned at camp, or hope to learn at camp. Maybe there are other special times you spend with God.

He wants to speak to you about His plans for you as you grow in your relationship with him!



"For I know the plans I have for you," declares the Lord, "plans to prosper you and not to harm you, plans to give you hope and a future."

Jeremiah 29:11 NIV



## Perinola



A perinola is a traditional children's toy in much of Latin America, though each country may call it by a different name. The perinola consists of two parts: a top or head, and a bottom or base, on which the first should fit. Both parts are joined by a string. Originally, perinolas were constructed by hand with carved wood. Now, they can be made with plastic or empty cans and sticks.

First, you are going to make your own perinola. Then you can have fun playing with it, trying to get the cup on the stick!

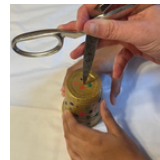
### What you need:

- a wooden rod, plastic tube, or unsharpened pencil about 7.5–8 inches or 19–20 cm in length
- small plastic cup
- a piece of string, about 25 inches or 63 cm long
- scissors
- paint and a paintbrush, or permanent markers




### Instructions:

1. Use the paint and/or markers to color and decorate the outside of the cup and the rod, tube, or pencil. Then, let them dry completely.
2. Next, take one end of the string, wrap it about three times around the rod, tube, or pencil about  $\frac{1}{2}$  inch or 1.2 cm from the top, and tie it tight.
3. Then, take the cup and with the help of an adult use the point of the scissors to make a hole in the center of the bottom of the cup.
4. Take the loose end of the string and pass it through that hole and knot the string twice on the inside of the cup. Then pull the string so the knot is touching the bottom inside of the cup.
5. Now you are ready to play perinola.



### How to play:

- Hold the rod, tube, or pencil in the hand you use to write.
- Let the cup dangle from the string.
- In a quick upward movement with the hand holding the perinola, try to lift the cup and catch it on the end of the rod, tube, or pencil.



It's that simple, yet takes a lot of practice to catch the cup on the first try. Once you figure it out, this is a fun game to play when you are sitting, waiting, or in the car. Take turns with a friend and see who can catch the cup the most times in a short period of time.

This is a game kids in Venezuela might take with them to summer camp to play on the long ride there or while they have free time at camp.

Have fun and enjoy!